

The new BMW R 1250 R, the new BMW R 1250 RS and the new BMW R 1250 GS Adventure. Table of contents.



1. Overall concept.	
Short version.	2
2. Technology.	8
3. Design and colour concept.	18
4. BMW Motorrad Spezial.	24
5. Accessory program BMW R 1250 R and BMW R 1250 RS.	27
6. Accessory program BMW R 1250 GS Adventure.	31
7. Engine output and torque.	36
8. Technical specifications.....	37

1. Overall concept. Short version.



P90328690

The new BMW R 1250 R, R 1250 RS and R 1250 GS Adventure – Roadster, Sports Touring and Adventure in optimised form and in a new drive dimension.

For decades, the boxer engine in the BMW Motorrad R, RS and GS Adventure models has stood for distinctive, powerful and reliable propulsion when it comes to dynamic riding along country roads, sporty touring or enjoying long-distance trips and motorcycling adventures to the full. For more than 25 years, BMW Motorrad has used 4-valve technology in this connection, combined with electronic fuel injection and closed-loop catalytic converter technology in order to achieve the best possible power and torque delivery, efficiency and environmental compatibility.

Further advanced boxer engine with BMW ShiftCam Technology for an additional increase in power across the entire engine speed range, reduced emission and fuel consumption levels, optimised running smoothness and refinement.

With the extensively further advanced boxer engine, the new R 1250 R, R 1250 RS and R 1250 GS Adventure not only achieve a whole new level of power and torque. It was also possible to significantly optimise refinement and running smoothness – especially within the lower engine speed range. What is more, the new engine offers improved emission and fuel consumption levels as well as a particularly satisfying sound. For this purpose, BMW ShiftCam Technology has been used for the first time in the serial production of BMW Motorrad engines: this enables variation of the valve timings and valve stroke on the intake side. In addition, the intake camshafts

are designed for asynchronous opening of the two intake valves, resulting in enhanced swirl of the fresh, incoming mixture and therefore more effective combustion. Other technical changes to the engine relate to the camshaft drive – now taken care of by a toothed chain (previously a roller chain) – an optimised oil supply, twin-jet injection valves and a new exhaust system.

Two riding modes, ASC and Hill Start Control as standard.

There are two riding modes available as standard in order to be able to adapt the motorcycle to individual rider preferences. The standard Automatic Stability Control ASC ensures a high level of riding safety due to the best possible traction. The set-off assistant Hill Start Control is likewise a standard feature in all three models, enabling convenient set-off on slopes.

Riding Modes Pro, featuring additional riding modes, Dynamic Traction Control DTC, ABS Pro, Hill Start Control Pro and Dynamic Brake Assistant DBC, available as an optional equipment ex works.

"Riding Modes Pro" is now available as an optional equipment item, featuring the additional riding mode "Dynamic" and "Dynamic Pro" (configurable), Dynamic Traction Control DTC, and in the R 1250 GS Adventure also the riding modes "Enduro" and "Enduro Pro" (configurable). DTC enables even more efficient and safe acceleration, especially when banking. ABS Pro offers even greater safety when braking, even in banking position. The new Dynamic Brake Control DBC provides additional safety when braking, also in difficult situations, by avoiding unintentional accelerator activation. By means of intervention in the engine control, drive torque is reduced during braking so as to make full use of the braking power at the rear wheel. This keeps the motorcycle stable and shortens the braking distance.

LED headlamp for the R 1250 RS and R 1250 GS Adventure as standard and LED daytime riding light for all three models as an ex works optional equipment item.

The new R 1250 RS and R 1250 GS Adventure now feature a LED headlamp as standard. In addition to this, the LED daytime riding light is available as an optional equipment item for the R 1250 RS and the R 1250 GS Adventure as well as for the R 1250 R, which has halogen headlamps.

Electronic suspension Dynamic ESA “Next Generation” with fully automatic load compensation as an option.

With the optional equipment item BMW Motorrad Dynamic ESA “Next Generation”, damping automatically adapts to the situation according to riding state and manoeuvres, and there is also automatic compensation in all load states. This allows finely tuned adaptation of the motorcycle to riding states, achieving optimum damping comfort and a very stable ride response.



P90328689

Connectivity: Multifunctional instrument cluster with 6.5 inch full-colour TFT display offering many features as standard.

The three new boxer models now have the equipment feature Connectivity as standard including a 6.5-inch full-colour TFT screen. In conjunction with the standard BMW Motorrad Multi-Controller, this means the rider can access vehicle and connectivity functions particularly swiftly and conveniently.

Intelligent Emergency Call as an ex works option.

Ensuring the fastest possible assistance in the event of an accident or in situations of emergency and danger can save people’s lives. The optional equipment item Intelligent Emergency Call summons assistance to the scene as quickly as possible.

As before, this feature can be ordered for all three models.

BMW Motorrad Spezial – high-quality customisation features as optional equipment items ex works.

BMW Motorrad Spezial is range of iconic customisation features that enhance both performance and value, available as optional equipment items ex works. The focus is on harmonious integration in the vehicle as a whole, use of the very highest-quality materials, elaborate manual workmanship and characteristic attention to detail.

The billet packs Option 719 Classic and HP are available for the new boxer models, for example.

The new R 1250 R and R 1250 RS can also be equipped with the Option 719 Classic or Sport Wheels as well as the exclusive paintwork and the Option 719 seat.

An HP sports silencer is likewise available ex works for all three new boxer models.

New attractive colours and style variants.

The new boxer models feature one basic finish each as well as two striking style variants. The Option 718 Special Paint Finish is also available for the new R 1250 R and R 1240 RS.


The highlights of the new BMW R 1250 R, BMW R 1250 RS and BMW R 1250 GS Adventure:

- Further developed boxer engine with BMW ShiftCam Technology for variation of the valve timings and valve stroke on the intake side.
- Even more power across the entire engine speed range, optimised fuel consumption and emission levels, increased running smoothness and refinement.
- Increased output and torque: 100 kW (136 hp) at 7 750 rpm and 143 Nm at 6 250 rpm (previously: 92 kW (125 hp) / 125 Nm at 6 750 rpm and 125 Nm at 6 500 rpm).
- Capacity increased to 1 254 cc (previously: 1 170 cc).
- Asynchronous valve opening on the intake side for optimised swirl and therefore more effective combustion.
- Camshaft drive now via toothed chain (previously roller chain)
- Optimised oil supply and piston base cooling.
- Knock sensor system for optimised travel suitability.

- Latest generation of BMS-O engine control and use of twin-jet injection valves for even more effective carburetion.
- New exhaust system for optimum performance characteristics.
- Two riding modes, ASC and Hill Start Control as standard.
- Riding Modes Pro, featuring additional riding modes, Dynamic Traction Control DTC, ABS Pro, Hill Start Control Pro and Dynamic Brake Assistant DBC, available as an optional equipment item ex works.
- Electronic suspension Dynamic ESA “Next Generation” with fully automatic load compensation.
- Standard adjustability of the seat height on the R 1250 GS Adventure (exception Style HP) as well as a wide range of seat height variants ex works.
- New optional Sports Handlebars for R 1250 R for a more dynamic riding position.
- In addition to standard adjustability of seat height (exception: HP style for the R 1250 GS Adventure), wide range of seat height variants ex works.
- LED headlamp for the R 1250 RS (completely new design) and R 1250 GS Adventure as standard; LED daytime riding light for all models as an ex works optional equipment item.
- Connectivity: Multifunctional instrument cluster with 6.5 inch full-colour TFT display offering many features as standard.
- Intelligent Emergency Call as an ex works option.
- BMW Motorrad Spezial – customisation features as optional equipment items ex works.
- Extended range of optional equipment items and original BMW Motorrad Accessories.
- The new R 1250 R:
 - Dynamic naked bike character in one basic colour, two style variants and Option 719 Spezial finishes.

- The new R 1250 RS: Sport and touring character in one basic colour, two style variants and Option 719 Spezial finishes.
- New front spoiler and cockpit cover (R 1250 R and R 1250 RS).
- Newly designed upper trim (R 1250 RS).
- The new F 1250 GS Adventure: Off-road and adventure prowess in two modern basic finishes and two striking style variants.
- R 1250 GS Adventure with new body features such as black-grained lid for storage compartment with embossed GS logo, trim for the intake snorkel, radiator trim with electroplated look, tank bracket and engine protection bars adapted to the design of the body frame.

2. Technology.



P90321078

Further developed boxer engine with new top levels for output, torque, rideability and refinement.

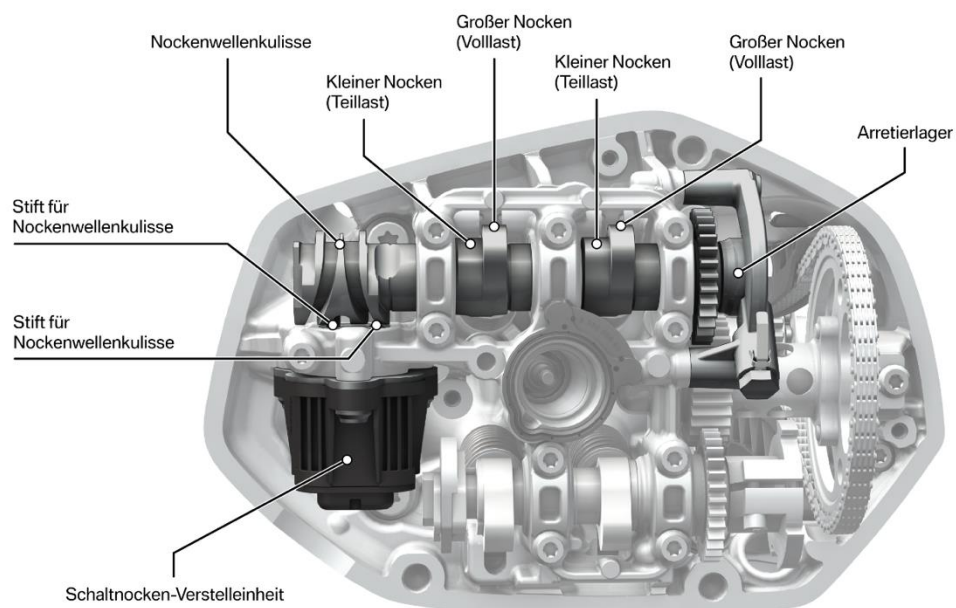
While the previous boxer power unit itself provided supreme forward thrust in all situations, the boxer engine in the new BMW R 1250 R, R 1250 GS and R 1250 GS Adventure takes this a significant step further.

In the latest generation it has a capacity of 1 254 cc (previously: 1 170 cc). The ratio between bore and stroke is now 102.5 to 76 mm (previously: 101 to 73 mm). It has an output of 100 kW (136 hp) at 7 750 rpm and develops a maximum torque of 143 Nm at 6 250 rpm (previously: 92 kW (125 hp) at 7 750 rpm and 125 Nm at 6 500 rpm). With a 7 % capacity increase, the new boxer engine offers 14 % more torque and 9 % more output than its predecessor.

At its latest stage of development too, the boxer engine uses the well-established system of air/liquid cooling. So-called precision cooling means that the cooling fluid flows through the engine elements that are more heavily exposed to heat – namely the two cylinder heads and parts of the cylinders. Heat is dissipated via two radiators positioned at the left and right of the front vehicle section.

BMW ShiftCam Technology for increased power across the entire engine speed range, enhanced running smoothness and refinement as well as further optimised fuel consumption and emission levels. Optimised fuel consumption and emissions values.

The objectives in developing the new boxer engine in the R 1250 R, R 1250 RS and R 1250 GS Adventure were to further enhance the already impressive output and torque figures of the predecessor model. This also involves a significant increase in refinement and running smoothness as well as optimised emission and fuel consumption levels.



P90321080


It was possible to achieve these enhancements by means of BMW ShiftCam Technology. This is a technology that is completely new to BMW motorcycles: its function is to vary the valve timings and valve stroke on the intake side. The core of the technology is a single-unit shift camshaft with two cams per valve to be activated: one partial-load cam and one full-load cam, each featuring cam geometry in optimised design. While the partial-load cam has been configured to ensure optimised fuel consumption and refinement, the full-load cam is designed for optimised output.

Axial shift of the intake camshaft means the intake valves are activated by either the partial-load or the full-load cam, depending on load and engine speed. The axial shift of the intake camshaft and the use of the partial-load or full-load cam are effected by means of a shifting gate on the camshaft and an electronic actuator which intervenes at this point.

Variation of the intake valve stroke and asynchronous valve opening.

The varied configuration of the cam geometry also enables variation of the intake valve stroke. While the full-load cam provides maximum valve stroke, the partial-load cam delivers reduced valve stroke. There is also a difference between the intake cams for the left and right-hand intake valve in stroke and angular position. This phase shift means that the two intake valves are opened to different degrees and on a time-staggered basis.

The effect of this phase shift is to create a swirl and therefore greater agitation of the fuel-air mixture flowing into the combustion chamber. This results in particularly effective combustion and better utilisation of the fuel as a result. Given the appropriate riding style,



P90321084

BMW ShiftCam Technology enables a reduction of fuel consumption by up to 4 % as compared to the already economical predecessor model.

The benefits of BMW ShiftCam Technology:

- Increased torque and pulling power across the entire engine speed range.
- Enhanced refinement and more even engine running when travelling at a constant speed due to optimum configuration of the partial-load cam geometry for the lower load range and engine speed range.
- Significant increase in peak output to 100 kW (136 hp) (previously: 92 kW (125 hp)).
- Reduction of load change loss in the partial load range.
- Reduction of idling engine speed by 100 rpm.
- Reduction of exhaust emissions and optimised sound.
- Reduction of fuel consumption by 4 % as compared to the predecessor model.

Even more supreme ridability due to increased torque as well as tangibly improved running smoothness and refinement.

In practical terms, BMW ShiftCam Technology results in an even further significant improvement in ridability for the new R 1250 R, R 1250 RS and R 1250 GS Adventure in comparison to the predecessor model. In addition to the considerable boost in peak output from the previous figure of 92 kW (125 hp) to the current level of 100 kW (136 hp), it is the drastic increase in torque and therefore pulling power that is particularly noticeable.

In the range from 2 000 to 8 250 rpm, for example, the level of torque now available is 110 Nm. Within the range that is especially relevant in terms of riding dynamics, namely 3 500 to 7 750 rpm, the impressive level of over 120 Nm is now available. This gives the new R 1250 R, R 1250 RS and R 1250 GS Adventure even greater supremacy and pulling power than before, combining absolutely superior power delivery with remarkable top performance – whether riding alone or with a passenger, on winding country roads or covering long stages of a journey at a high average speed. In short: never before has a boxer engine provided this level of riding fun and refinement.

Cylinder head with vertical flow and camshaft drive now by means of toothed chain. Optimised oil supply and piston base cooling.

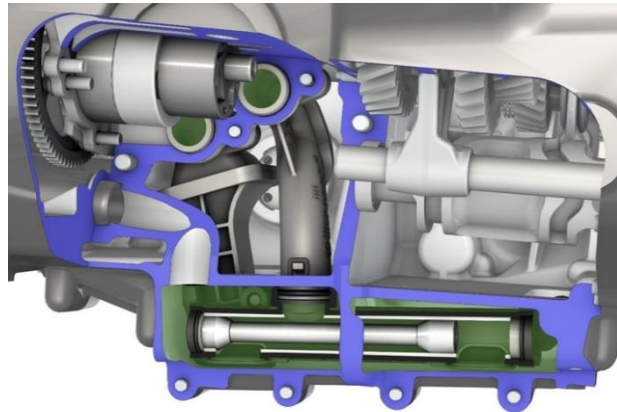
The engine of the new BMW R 1250 R, R 1250 RS and R 1250 GS Adventure also features vertical flow. The advantage here is that the configuration of the intake channel no longer depends on the camshaft control, so it was possible to realise identical intake lengths for both cylinder sides. What is more, the fuel injector is now arranged so that the fuel is injected as directly as possible in front of the intake valves for optimum carburetion.

As before, the two camshafts per cylinder side are powered by a chain running in the shaft behind the cylinders (on the right-hand side of the engine via the counterbalance shaft and to the left via the crankshaft). The timing chain drives an intermediate shaft between the intake and exhaust camshaft and it is from here that power is transmitted to the camshafts via spur gear pairs. The control chain is now a toothed chain (previously: roller chain) with the aim of further reducing running noise. As before, the four valves are arranged at close angles to one another in order to achieve an optimum combustion chamber shape. The valve angle is 8 degrees on the intake side and 10 degrees on the exhaust side, while the disc diameters of the valves are 40 mm on the intake side and 34 mm on the exhaust side.

The valve shaft diameter is 5.5 mm. As before, the valves are operated via light, speed-resistant rocker arms, the design of which was derived from the

high-performance 4-cylinder engine of the BMW S 1000 RR. The valve clearance settings are made by means of replaceable shims.

The increase in output and torque and therefore riding dynamics as a whole also involves two back-up measures to ensure maximum operating reliability: the two pistons have base cooling using splash oil and the lubrication system has been fitted with variable oil intake. By means of a shifting piston in the intake area of the oil sump, the latter ensures optimum oil supply in all riding states.



P90321085

Knock sensor system for optimised travel suitability. BMS-O engine control and twin-jet injection valves for even more effective carburetion.

Unlike their predecessor models, the new R 1250 R, R 1250 RS and R 1250 GS Adventure have a knock sensor system in the form of two knock sensors. This allows the use of fuels with a rating of less than RON 95 – a particular advantage when travelling in the more remote corners of the planet. The new R 1250 R, R 1250 RS and R 1250 GS Adventure are also fitted with a new digital engine control, the so-called BMS-O. Its main features are fully sequential injection, a compact layout and low weight. Carburetion is carried out by an electronic fuel injection system via throttle bodies with an opening width of 52 mm. Injection is via new twin-jet injection valves that support even greater refinement and further improved emission levels.

Counterbalance shaft for perfect mechanical running smoothness.

As in the previous models, the new engine also has a counterbalance shaft which runs at crankshaft rotation speed so as to eliminate unwanted vibrations. The counterbalance shaft is configured as a hollow intermediate shaft, inside which the clutch shaft runs at the same time. This ensures that the new engine in the R 1250 R, R 1250 RS and R 1250 GS Adventure likewise runs comfortably and with low levels of vibration across the entire engine speed range. Nonetheless, the essential earthy boxer characteristics are still preserved.

Gearbox integrated in engine housing, including wet clutch with anti-hopping function.

The gearbox and clutch are integrated in the engine housing in the new boxer engine, too. This provides benefits in particular in terms of overall weight due to the omission of numerous bolt connections and sealing surfaces, but also in terms of the torsional response of the unit as a whole. In addition to a design that saves both space and weight, this concept means that no additional gearbox volume is required.

Power transmission to the 6-speed gearbox, which has been further optimised in terms of gear shifting, is via a multi-plate wet clutch with eight friction discs. The clutch system is fitted with an anti-hopping mechanism. With this new drive generation, BMW Motorrad has thus especially addressed the wishes of riders with sporty ambitions who prefer country roads. The brake torque of the engine is now passed to the rear wheel at a reduced level during coasting. This prevents brief blocking or hopping of the rear wheel due to the dynamic wheel load distribution when applying the brakes heavily and changing down at the same time. In this way, the motorcycle remains stable and safely controllable during the braking phase.

New exhaust system for optimum performance characteristics.

Made completely out of stainless steel, the exhaust system of the new R 1250 R, R 1250 RS and R 1250 GS Adventure is designed entirely for optimum output and torque in conjunction with BMW ShiftCam Technology and works according to the 2-in-1 principle. In this development area, a homogeneous output and torque curve and thus excellent rideability were once again regarded as requirements for supreme performance on country roads, off-road riding and extended touring activity.

The two manifold tubes and the interference pipe were redesigned in terms of shaping, length and diameter. Exhaust gas purification is taken care of by a closed-loop catalytic converter controlled by an oxygen sensor. In this way, the new R 1250 R, R 1250 RS and R 1250 GS Adventure meet current exhaust standards and are excellently equipped for future requirements.

Two riding modes, ASC and Hill Start Control as standard.

Even in standard trim, the new R 1250 R, R 1250 RS and R 1250 GS Adventure offer two riding modes for adaptation to individual rider preferences. Here, the standard Automatic Stability Control ASC ensures a high level of riding safety due to excellent traction. What is more, the riding modes "Rain" and "Road" allow adaptation of the bike's properties to most

road surface conditions. The set-off assistant Hill Start Control is likewise a standard feature in all three models, enabling convenient set-off on slopes.

Riding Modes Pro, featuring additional riding modes, Dynamic Traction Control DTC, ABS Pro, Hill Start Control Pro and Dynamic Brake Assistant DBC, available as an optional equipment item ex works.

As an optional equipment item ex works, the new R 1250 R, R 1250 RS and R 1250 GS Adventure can also be equipped the "Riding Modes Pro" option, which include the additional ride modes "Dynamic" and "Dynamic Pro" (configurable) and the dynamic traction control DTC. On the R 1250 GS Adventure this also features the riding modes "Enduro" and "Enduro Pro" (configurable). DTC enables even more efficient and safe acceleration, especially in banking position.

ABS Pro (part of the optional equipment item Riding Modes Pro) also offers even greater safety when braking, especially in banking position, while Dynamic Brake Control DBC provides the rider with extra support on brake manoeuvres. DBC increases safety when braking, even in difficult situations, by avoiding unintentional accelerator activation. By means of intervention in the engine control, the drive torque is reduced during braking, making full use of the braking power at the rear wheel. This keeps the motorcycle stable and shortens the braking distance. With the dynamic brake light (part of the optional equipment item "Riding Modes Pro"), vehicles to the rear are made more aware of the fact that the motorcycle is decelerating.

The new optional equipment item Hill Start Control Pro goes beyond the functions of a comfort system such as Hill Start Control to facilitate stopping and setting off on a slope. Hill Start Control Pro offers the new additional function Auto HSC. The settings menu allows this additional function to be individualised in such a way that the parking brake is automatically activated on a gradient (greater than +/- 5 %) when the hand or foot brake lever has been activated, shortly after the motorcycle comes to a standstill.

Electronic suspension Dynamic ESA “Next Generation” with fully automatic load compensation as an option.

A whole new dimension of riding safety, performance and comfort is harnessed with the optional electronic suspension system BMW Motorrad Dynamic ESA “Next Generation” (Electronic Suspension Adjustment): here, the damping automatically adapts to the situation depending on riding condition and manoeuvres, and there is also an automatic self-leveling function to compensate all load states. In terms of the technical background, signals from the rotational speed sensor and the two travel sensors at the front and rear enable

comprehensive data collection

and therefore finely tuned adaptation of the

motorcycle to riding states. Based on additional

parameters, riding states are detected such as compression, acceleration and deceleration, and these are incorporated in the adaptation of damping forces, both at the rear spring strut and Telelever front wheel control. This adaptation is applied by means of electrically actuated regulation valves within the millisecond range. As a result, optimum damping comfort and a very stable ride response is ensured even in banking position.



P90321077

Dynamic ESA “Next Generation” is pre-set to the “Road” damping characteristics in the standard set-up of the riding modes “Rain”, “Road” and “Dynamic”. At the press of a button – conveniently positioned on the handlebars so it can even be operated during travel – the rider can switch to the damping characteristics “Dynamic” in the riding modes “Rain” and “Road”, thereby selecting a tighter damping set-up. The tighter damping variant “Dynamic” is pre-set in the riding modes “Dynamic” and “Dynamic Pro”. Meanwhile the riding mode “Enduro” and “Enduro Pro” – additionally available for the R 1250 GS Adventure – are configured to include the damper setting “Enduro”, which is geared towards the loose surfaces to be anticipated.

Wide range of seat height variants.

In the case of the R 1250 R and R 1250 RS the customer can choose from a variety of seat height variants as part of the optional and special equipment range. The 820 mm seat is the standard version. The 790 mm “low” version is also available as well as the 760 mm “extra low” and 840 mm “sport” version. As such, a total spectrum covering a height difference of 80 mm is offered between the lowest and highest seat variant ex works.

For the new R 1250 GS Adventure there are numerous seat height variants are also available – from the low-slung version with low seat (820 mm) through to HP Style with Rallye seat (910 mm).

See and be seen even more effectively – LED headlamp for the R 1250 RS and R 1250 GS Adventure as standard and LED daytime riding light for all three models as an optional equipment item ex works.

For decades now, BMW Motorrad has been regarded as a frontrunner when it comes to safety in connection with motorcycling. One shining example in the truest sense of the word is the LED headlamp which is now offered as a standard feature of the R 1250 RS and R 1250 GS Adventure. Both for the R 1250 RS and R 1250 GS Adventure as for the R 1250 R, which is equipped with a halogen headlamp, LED daytime riding light is available as an option. The LED headlamp of the R 1250 RS and R 1250 GS Adventure illuminates the road with a hitherto unrivalled clarity, thereby ensuring additional perception in traffic. The light unit consists of two LED units for low and high beam and, in connection with LED daytime riding light as an optional equipment item, four additional LED units for daytime riding light and side light.

Connectivity: Multifunctional instrument cluster with 6.5 inch full-colour TFT display offering many features as standard.

Even in its standard version the new R 1250 R, R 1250 RS and R 1250 GS Adventure feature the equipment item Connectivity, which now shows the existing instrument cluster in the form of a 6.5-inch full-colour TFT screen. In conjunction with the standard BMW Motorrad Multi-Controller with integrated operation, it gives the rider fast access to vehicle and connectivity functions.

This means it is possible to enjoy the convenience of making a phone call or listening to music during travel. If a smartphone and a helmet with the BMW Motorrad Communication System are connected via Bluetooth to the TFT screen, for example, the rider can conveniently access media playback and telephone functions. These functions can also be used without the need to

install an app. With an active Bluetooth connection to any standard smartphone, the rider can enjoy the pleasures of listening to music during travel. In addition, the freely available BMW Motorrad Connected App offers handy arrow-based navigation suitable for day-to-day use directly via the TFT screen.

The **BMW Motorrad Connected App** is available for free from the Google and Apple app stores. It also comprises attractive additional functions such as route logging and the display of other travel statistics and information. In this way, logged routes can also be shared directly with other motorcyclists via the REVER community. The basic navigation system will be of particular interest to motorcyclists since it enables convenient organisation of day-to-day travel and short trips without the need for additional equipment.

Intelligent Emergency Call as an ex works optional equipment item for further increased safety.

Ensuring the fastest possible assistance in the event of an accident or in situations of emergency and danger can save people's lives. For this reason, BMW Motorrad has developed an eCall system – "Intelligent Emergency Call" – which aims to get help to the scene of the incident as quickly as possible. This system is available as optional equipment ex works for the three new BMW Motorrad boxer models.

Unrivalled scope of ex works optional equipment items and Original BMW Motorrad Accessories.

BMW Motorrad offers an unprecedented program of optional equipment items and accessories for the R 1250 R, R 1250 RS and R 1250 GS Adventure. The range is virtually endless – from the preparation of the navigation unit for operation via Multicontroller through to various ergonomics options and extensive storage concepts.

3. Design and colour concept.



The new R 1250 R: travel expertise and dynamic performance in a timeless basic paint finish and two attractive style variants.

The new BMW R 1250 R conveys its honed character as a dynamic naked bike for effortless riding pleasure on country roads by means of altered body elements and a timeless paint finish in Black Storm metallic in the basic version as well as the style variants Exclusive and HP. In the new style variants, the new radiator trim is finished in black grain or stainless steel. In addition, the new R 1250 R is now fitted with a front spoiler. Meanwhile the 6.5-inch TFT screen has also resulted in a new cockpit cover. The presence of a new power unit is demonstrated by means of newly designed cylinder head covers bearing the inscription "ShiftCam" and the pipe ducting of the new exhaust manifold system.

Basic version in Black Storm metallic:

The paint finish Black Storm metallic gives the new R 1250 R a look that is both modern and timeless, combining the standard cast wheels in Asphalt Grey metallic matt with black brake calipers, a main and rear frame in black and cylinder head covers in Agate Grey metallic. Upside-down fork slider tubes anodised in silver (without Dynamic ESA) or gold (with Dynamic ESA) and a spring strut finished in black perfectly match the overall impression of the new roadster. The body finish is to be found on the fuel tank side trim, the rear side trim sections, the front wheel cover and the front spoiler. Contrasting elements here are the central fuel tank cover in Night Black matt and the black grain radiator trim elements on the left and right. A touch of high-end flair is provided by new model inscriptions as well as the black seat with embossment on the passenger seat.

R 1250 R HP:

In the HP style variant the new R 1250 R emphasises its sporty ambitions, dynamically showcasing its qualities as a sporty roadster with the colour combination Lightwhite/Racing Blue metallic/Racing Red. Lightwhite is to be found on the main frame as well as in combination with graphics on the trim elements at the sides of the fuel tank and rear as well as on the front wheel cover. A powerful contrast is provided by the main frame in black matt and the cast wheels coated in Night Black. The sporty, dynamic aspirations of the new R 1250 R are underscored by accentuations that highlight the technology – silver or gold anodised fork slider tubes, gold brake calipers and an engine spoiler designed in stainless steel.



BMW R 1250 R HP

P90328617

R 1250 R Exclusive:

In the style variant Exclusive and the paint finish Pollux metallic matt, the new R 1250 R highlights the all-round qualities and classic elegance of a roadster for active riding. The powertrain coated in black matt with cylinder head covers in Agate Grey metallic is set within a main frame that is likewise finished in Agate Grey metallic. The black matt coated main frame in conjunction with the black embossed seat in the rear section gives the R 1250 R a particularly homogeneous, integrated look. What is more, cast wheels in Asphalt Grey metallic matt and silver or gold anodised slider tubes on the upside-down fork provide a refined yet discreet contrast. The body finish Pollux metallic matt is also to be found on the left and right-hand side of the fuel tank side trim and rear trim, on the front wheel cover and on the front spoiler. Finally, gold brake calipers and stainless steel radiator trim elements highlight the refined, exclusive character of the R 1250 R.

The new R 1250 RS: exclusive touring character in three attractive paint finishes and two style variants.

Even more so than its predecessor, the new BMW R 1250 RS visually conveys its character as the perfect solution when it comes to combining sporty dynamic performance with supreme touring qualities. In addition to the timeless colouring in Black Storm metallic in the basic version, the new R 1250 RS also demonstrates its powerful character in the style variants Exclusive and Sport. The new sports touring bike also benefits from a newly designed front section with a newly developed full LED headlamp and adapted cockpit cover. The presence of a new power unit is demonstrated by means of newly designed cylinder head covers bearing the inscription "ShiftCam" and the pipe ducting of the new exhaust system.

Basic version in Black Storm metallic:

This traditional BMW Motorrad colour gives the R 1250 RS a supreme and at the same time dynamic look. As in all other versions, a newly designed model inscription is applied here. Cylinder head covers with the lettering "ShiftCam"

– a reference to the new engine generation – set it apart from the predecessor model at first sight. The body finish is to be found on the fuel tank cover, the rear side sections on the left and right, the upper trim section, the front wheel cover and the radiator trim elements. The contrast here is provided by the central fuel tank cover in Night Black, the main and rear frame finished in black matt and black brake calipers as well as wheels and front spoiler in Asphalt Grey metallic matt. Upside-down fork slider tubes anodised in silver (without Dynamic ESA) or gold (with Dynamic ESA) add a powerful technological accentuation, underscoring the sporty, active riding qualities of the new R 1250 RS.

R 1250 RS Exclusive:

This style variant emphasises the elegant side of the new R 1250 RS by means of a body finish in Imperial Blue metallic. The cylinder head covers in Agate Grey metallic matt provide a refined, discreet contrast, as does the main frame finished in the same colour. As an additional contrasting colour Asphalt Grey metallic matt on the front spoiler and cast wheels underscores the exclusive character of the new R 1250 RS. In conjunction with the black embossed seat in the rear section, the main frame coated in black matt gives the new R 1250 RS a pleasantly homogeneous, harmonious look. The body finish Imperial Blue metallic is to be found on the fuel tank cover, the rear side sections on the left and right, the upper trim section, the front wheel cover and the radiator trim elements. Meanwhile, gold brake calipers and slider tubes in silver or gold emphasise the motorcycle's elegant appearance.



BMW R 1250 RS Exclusive

P90328653

R 1250 RS Sport:

In this style variant featuring the colour Austin Yellow metallic, the new R 1250 RS fully demonstrates its athletic side. Here again, the new engine is indicated by means of cylinder head covers in Agate Grey metallic matt with ShiftCam inscriptions. The wheels in Night Black, the powertrain coated in black and the black main frame give the R 1250 RS a particularly powerful appearance. Meanwhile the main frame coated in Lightwhite suggests an athletic lightness. Striking Austin Yellow metallic is the dominant colour, appearing on the fuel tank cover, the rear side sections on the left and right, the upper trim section, the front wheel cover and the radiator trim elements. The sporty, dynamic qualities of the new R 1250 RS are highlighted by means of silver anodised slider tubes, gold brake calipers and a high-end stainless steel engine spoiler.

Option 719 Spezial finish Stardust metallic for the R 1250 R and R 1250 RS.

The exceptionally high-quality paint finish Stardust metallic with intensive metallic effect gives the new R 1250 R and R 1250 RS a particularly exclusive touch. It is applied with enormous attention to detail by means of an elaborate painting process that involves gold and glass flakes being mixed into the brown-bronze base colour so as to provide fascinating effects when the finish is later exposed to the light. The body finish is to be found on the fuel tank trim elements, the side sections and the top of the front wheel cover – in the R 1250 RS also on the upper trim section. Painted graphic accentuations in gold round off the overall impression. The main frame and cylinder head covers are finished in Agate Grey metallic matt, giving the new R 1250 R and R 1250 RS a pronounced look of refinement in conjunction with the powertrain finished in black and the rear frame. Cast wheels in Night Black and gold brake calipers additionally emphasise the motorcycle's high-end character. Further exclusive accentuations are provided by a high-end stainless steel engine spoiler with radiator trim elements (R 1250 R only) and a central fuel tank cover. A perfect supplement to Option 719 Spezial paint finish is the separately available seat in black/brown with contrasting seams and Option 719 Signet.

The new R 1250 GS Adventure: motorcycle adventure expertise in a modern basic finish and distinctive style variants.

The new BMW R 1250 GS Adventure not only offers impressively honed adventure expertise, riding dynamics, off-road capability and all-round qualities. It also visually conveys these properties through newly designed body elements as well as highly distinctive colour schemes in the form of a new basic paint finish and the style variants Exclusive and HP.

The lid of the storage compartment now comes in black grain with an embossed GS logo, for example. Other new features include the intake snorkel cover as well as the radiator trim elements in Galvano look. The fuel tank protection bracket and engine guard have also been newly designed. Once again, the presence of a new power unit is demonstrated by means of newly designed cylinder head covers bearing the inscription "ShiftCam" and the pipe ducting of the new exhaust manifold system.

Basic version in Ice Grey:

In Ice Grey the new R 1250 GS Adventure takes on a pronounced technical, modern appearance. It combines the standard cross-spoke wheels in black with black brake calipers and a black main frame: together with the black coated powertrain this creates a very homogeneous appearance. A powerful contrast here is provided by the main frame in Aluminium Silver metallic matt and the silver-coloured handlebars. The body finish is to be found on the central fuel tank cover and on the top of the front wheel cover. A fascinating contrast is provided in this case by the fuel tank sides in White Aluminium 3 metallic matt and the front carrier in Nürburg Silver metallic. The radiator trim in galvanised plastic adds a high-quality accentuation, as does the new model inscription. The driving dynamics and off-road qualities of the adventure enduro are highlighted by hand protectors in black along with the red and black seat.

R 1250 GS Exclusive:

In the style variant Exclusive and the body finish Kalamata metallic matt, the new R 1250 GS Adventure has a particularly powerful, masculine and innovative look. The powertrain coated in black matt provides the perfect counterpart to the main frame in Agate Grey metallic matt as well as the black rear frame and the black anodised tube handlebars. In addition, the trim holder at the front is finished in black matt, harmoniously matching the colour scheme along with the black hand protectors. The homogeneous masculine colour scheme is enhanced by means of spoke wheels in black. The body finish Kalamata metallic is to be found on the central fuel tank cover and on the top of the front wheel cover. A powerful contrast is provided by the fuel tank side trim elements in Magellan Grey metallic matt combined with a graphic. The hands-on character of the new R 1250 GS Adventure is underscored by gold brake calipers, while the radiator trim element in galvanised plastic and the new model inscription add a touch of exclusivity.

R 1250 GS Adventure HP:

In the style variant HP, the new R 1250 GS Adventure showcases its athletic capabilities. Here the colour combination Lightwhite / Racing Blue metallic / Racing Red particularly highlights the innovative enduro bike's off-road and

adventure qualities. While the main frame in Lightwhite provides a sporting contrast to the black matt coated powertrain, the black rear frame lends a marked sense of lightness to the adventure enduro's rear section. Meanwhile, Racing Blue metallic is to be found on the top of the front wheel cover and on the central fuel tank cover. Dynamic performance and robust off-road expertise are reflected in the fuel tank sides in Lightwhite matt as well as the Rallye seat in HP colour scheme. Black tube handlebars, a front carrier in black matt and the shorter Sport windshield likewise highlight the rally character of the new R 1250 GS Adventure. Meanwhile gold cross-spoke wheels and brake calipers lend emphasis to the technical qualities of the new adventure enduro bike, with the new radiator guard highlighting its robust, hands-on character.



BMW R 1250 GS Adventure HP

P90328585

4. BMW Motorrad Spezial.



BMW Motorrad Spezial Option 719 and HP customisation features as optional equipment items ex works.

BMW Motorrad Spezial is range of iconic customisation features, also available for the new R 1250 R, R 1250 RS and R 1250 GS Adventure, which enhance both performance and value and are available as optional equipment items ex works. The focus in implementing these attributes is on harmonious integration in the vehicle as a whole, use of the very highest-quality materials, elaborate manual workmanship and characteristic attention to detail.

The billet packs 719 Classic and HP are available for all three new boxer models, for example in addition to Option 719 Special Paint Finish Stardust. Here, the very highest level of manufacturing precision is combined with filigree design – and using highly durable aluminium: hand levers and footrests are milled from a single block of aluminium, while cylinder head covers and front engine housing caps are made from a forging blank. Developed according to rigorous BMW Motorrad quality requirements, they always guarantee a perfect match.

The billet packs include cylinder head covers, ignition coil cover, oil filler plug and front engine housing cap, clutch and brake lever as well as the expansion tank cover, left and right footrests as well as footbrake and shift levers. Milled mirrors are also included on the R 1250 GS Adventure and R 1250 R.

Option 719 Billet Pack Classic – straightforward elegance with a purist aluminium look.

While most of the surfaces have a natural, untreated aluminium look, some areas are visually emphasised by means of a light grey anodized coating. This serves to underscore the refined, straightforward character of the billet pack. In spite of this purist appearance, the surface is protected by means of a durable, colourless anodized coating.



P90322025

Billet Pack HP – sporty, dynamic flair through simple colouring with powerful accentuations.

Most of the surfaces are anodized in black, whereby some milled surfaces are emphasised with a natural aluminium look. Milled elements with a blue anodized coating and the blue plastic sliders on the cylinder head covers give the HP Billet Pack sporty look.



P90322016

Option 719 cast wheels.

The high-quality Option 719 Cast Wheels for the new R 1250 R and R 1250 RS is available in two design variants:

"Classic" design: grey gloss, mill finished.

"Sport" design: black gloss, mill finished.



P90322028



P90322031

The detailed milling contours give the burnished wheel a strikingly refined design. The very highest quality and precision in the surface finishing technique makes the wheels highly resilient to environmental impact. Here, manufacturing technology and surface finishing technique have been combined to create a truly unique product.

HP sports silencer.

HP sports silencers by Akrapovič are available ex works for the three new boxer models. The slip-on silencers in sporty design are made entirely of titanium and feature a carbon fibre end cap as well as carbon fibre heat protection.

Option 719 seat – the ideal supplement to the Option 719 paint finishes.

The elegant dark brown seat is offered with the Option 719 Paint Finish. The mixture of materials combined with decorative seams gives the seat a very exclusive, high-quality character. It is also possible to feel the premium character of the materials since the seat has a very distinctive haptic quality. The discreet marbling likewise enhances the seat visually in conjunction with the basic colour.



P90328686

5. Accessory program BMW R 1250 R and BMW R 1250 RS.



Options are supplied directly ex works and are integrated during the production process. Original BMW Accessories are installed by the BMW Motorrad dealer or by customers themselves. These are features which can be retrofitted, too.

Ex works options.

Comfort Package:

Exhaust system chrome-plated, heated grips, RDC tyre pressure control.

Touring package:

Dynamic ESA, Keyless Ride, preparation for navigation unit, cruise control, centre stand, case holders.

Dynamic Package:

Daytime riding light, Shift Assistant Pro, Pro riding modes, LED turn indicators, windshield Sport (R 1250 R only).

- Pro riding modes (additional riding modes, DTC, ABS Pro, Hill Start Control Pro, DBC).
- Dynamic ESA.
- Keyless Ride.
- Daytime running light.
- Shift Assistant Pro.
- Preparation for navigation unit.
- Chrome-plated manifold.
- Exhaust system chrome-plated.
- Heated grips.
- RDC tyre pressure control.
- Cruise control.
- Windshield Sport (R 1250 R only).
- Engine spoiler.
- LED turn indicators.
- Dynamic brake light (country-dependent).
- Alarm system.
- Sports handlebars (R 1250 R only).
- Centre stand.

- Luggage bridge.
- Case holder.
- Intelligent Emergency Call.
- Seat Sport.
- Comfort passenger seat (R 1250 R only).
- Rider's seat, low.

BMW Motorrad Spezial.

- Option 719 paint finish Stardust metallic.
- Option 719 front wheel, Classic.
- Option 719 front wheel, Sport.
- Option 719 billet pack Classic.
- Option 719 seat.
- HP sports silencer.
- HP billet pack.

Original BMW Motorrad Accessories.

HP Parts.

- HP Carbon fibre chain guard.
- HP sports silencer.
- HP covers for expansion tank (ML: Q1/2019).
- HP rider footrests, adjustable (ML: Q1/2019).
- HP engine housing cap, front (ML: Q1/2019).
- HP foot lever, adjustable (ML: Q1/2019).
- HP hand lever, adjustable (ML: Q1/2019).
- HP mirror ML: Q1/2019).
- HP cylinder head covers (ML: Q1/2019).

Storage program.

- Folding rucksack.
- Luggage roll, 50 l.
- Case holder.
- Softbag, large 50 – 55 l
- Softbag, small, 30 l – 35 l
- Tank rucksack, large, 5-9 l (ML:
- Bag for luggage bridge.
- Bag for passenger seat, 16 l.
- Luggage bridge.
- Topcase, small, 30 l.
- Back pad for topcase, small.

- Liner for topcase.
- Touring case Asphalt Grey metallic matt.
- Touring case Black Storm metallic.
- Touring case Light White non-metallic.
- Liner for touring case.

Design.

- Option 719 rear wheel, Classic.
- Option 719 front wheel, Classic.
- Option 719 rear wheel, Sport.
- Option 719 front wheel, Sport.
- Rear axle cover.
- LED turn indicator (not for USA/Canada).
- Option 719 covers for expansion tank, Classic (ML: Q1/2019).
- Option 719 rider footrests, adjustable, Classic (ML: Q1/2019).
- Option 719 engine housing cap, front, Classic (ML: Q1/2019).
- Option 719 foot lever, adjustable, Classic (ML: Q1/2019).
- Option 719 hand lever, adjustable, Classic (ML: Q1/2019).
- Option 719 mirror Silver (ML: Q1/2019).
- Option 719 cylinder head covers, Classic (ML: Q1/2019).

Ergonomics and comfort.

- Rider seat, high, black.
- Rider seat, low, black.
- Rider seat, Sport, black.
- Rider seat, black.
- Passenger seat Comfort, black.
- Passenger black.
- Retrofit set – Riding Modes Pro.
- Retrofit set – cruise control.
- Centre stand.
- Shift Assistant Pro.
- Windshield, tinted (R 1250 RS only).
- Windshield, high (R 1250 R only).
- Windshield Sport, tinted (R 1250 R only).
- Windshield Sport (R 1250 R only).

Navigation and communication.

- BMW adapter cable for Apple iPhone/iPod.
- BMW adapter cable for micro-USB.
- BMW Motorrad dual USB charger with cable, 60 cm.
- BMW Motorrad dual USB charger with cable, 120 cm.
- Retrofit set – preparation for navigation unit.

- BMW Motorrad Navigator VI.
- Car kit for BMW Motorrad Navigator VI.

Safety.

- Brake disc lock with alarm system.
- Retrofit set – alarm system.
- Protective foil for 6.5-inch TFT screen.
- First aid set, large.
- First aid set, small.
- Retrofit set – ABS Pro.
- LED additional headlight.
- Engine protection bars.
- Retrofit set – RDC tyre pressure control.
- Safety screw for oil filler neck.
- Safety screw for oil filler neck, black.
- Cylinder head cover protector.

Maintenance and technology

- BMW Motorrad battery charger.
- On-board toolkit – service set.
- On-board toolkit – adapter for flush-fitting pencil coil.
- Motorcycle carpet.
- LED torch.
- Mini foot pump.
- Sport lift stand, front.
- Lift stand, rear.
- Multifunction tool.
- Tyre pressure travel set.
- Additional power socket.
- Motorcycle care set.
- Engine gloss spray, 300 ml.
- Rim cleaner, 500 ml.
- Gloss polish, 250 ml.
- Insect remover, 500 ml.
- Metal polish, 75 ml.
- Body + Bike shower gel, 250 ml.
- Motorcycle cleaner, 500 ml.
- Original BMW Engine Oil ADVANTEC Ultimate 5W-40, 1 l.
- Original BMW Engine Oil ADVANTEC Ultimate 5W-40, 500 ml.

6. Accessory program BMW R 1250 GS Adventure.



Ex works options.

Comfort Package:

Exhaust system chrome-plated, heated grips, RDC tyre pressure control.

Touring package:

Dynamic ESA, Keyless Ride, preparation for navigation unit, cruise control, LED additional headlight, case holders.

Dynamic Package:

Daytime riding light, Shift Assistant Pro, Pro riding modes, LED turn indicators.

- Pro riding modes (additional riding modes, DTC, ABS Pro, Hill Start Control Pro, DBC).
- Dynamic ESA.
- Keyless Ride.
- Daytime running light.
- Shift Assistant Pro.
- Preparation for navigation unit.
- Chrome-plated manifold.
- Exhaust system chrome-plated.
- Lowered suspension.
- Heated grips.
- RDC tyre pressure control.
- Cruise control.
- LED additional headlight.
- LED turn indicators.
- Dynamic brake light (country-dependent).
- Alarm system.
- Off-road tyres.
- Case holder.
- Intelligent Emergency Call.
- Rally seat.
- Rally seat, low.
- Seat, black.

BMW Motorrad Spezial (ex works).

- Aluminium fuel tank
- Option 719 billet pack Classic.
- Option 719 seat.
- HP sports silencer.
- HP billet pack.

Original BMW Motorrad Accessories.

HP Parts.

- HP sports silencer.
- HP covers for expansion tank (ML: Q1/2019).
- HP rider footrests, adjustable (ML: Q1/2019).
- HP engine housing cap, front (ML: Q1/2019).
- HP foot lever, adjustable (ML: Q1/2019).
- HP hand lever, adjustable (ML: Q1/2019).
- HP mirror ML: Q1/2019).
- HP cylinder head covers (ML: Q1/2019).

Storage program.

- Aluminium case.
- Aluminium case, black.
- Holder for aluminium luggage system
- Holder for aluminium luggage system, black.
- Liners for aluminium case.
- Luggage compartment partition net for aluminum case.
- Carry handle for aluminium case/topcase.
- Aluminium topcase.
- Aluminium topcase, black.
- Liner for aluminium topcase.
- Back pad for aluminium topcase.
- Luggage roll Atacama, 40 l.
- Side bags Atacama.
- Tensioning strap for Atacama luggage roll, lockable (ML: Q1/2019).
- Tensioning straps for Atacama side bags, lockable (ML: Q1/2019).
- Folding rucksack (ML: Q1/2019).
- Packing bag set (ML: Q1/2019).
- Bag for frame (ML: Q1/2019).

- Tank rucksack 12-16 l (ML: Q1/2019).
- Vario insert for tank rucksack.
- Softbag Sport, small.
- Softbag Sport, large.
- Bag for luggage bridge.
- Bag for passenger seat, 14-18 l (ML: Q1/2019).
- Additional bag under luggage bridge (ML: Q1/2019).
- Bag for wind deflector (ML: Q1/2019).
- Luggage panel, passenger seat.
- Luggage roll, 50 l.

Design.

- LED turn indicator (not for USA/Canada).
- Rear silencer, chrome-plated.
- Footrest holder rear, black.
- Rear axle cover.
- Option 719 covers for expansion tank, Classic (ML: Q1/2019).
- Option 719 rider footrests, adjustable, Classic (ML: Q1/2019).
- Option 719 engine housing cap, front, Classic (ML: Q1/2019).
- Option 719 foot lever, adjustable, Classic (ML: Q1/2019).
- Option 719 hand lever, adjustable, Classic (ML: Q1/2019).
- Option 719 mirror Silver (ML: Q1/2019).
- Option 719 cylinder head covers, Classic (ML: Q1/2019).

Ergonomics and comfort.

- Retrofit set – Riding Modes Pro.
- Retrofit heated grips.
- Retrofit set – cruise control.
- Shift Assistant Pro.
- Gear lever, adjustable.
- Gear lever, adjustable, black.
- Footbrake lever, adjustable.
- Rider footrests, adjustable, black.
- Wind deflector, tinted
- Windshield Rallye.
- Windshield, tinted.
- Windshield, high, tinted.
- Windshield Rallye, tinted.
- Rallye seat, high with luggage panel (seat height 890 mm).
- Rallye seat, low with luggage panel (seat height 860 mm, standard in R 1250 GS Rallye).
- Rider seat Exclusive, low (seat height: 820/840 mm).
- Rider seat Exclusive (seat height: 850/870 mm).

- Rider seat, Exclusive, high (seat height: 870/890 mm).
- Rider seat, high (seat height: 870/890 mm).
- Rider seat, low (seat height: 820/840 mm).
- Passenger seat Exclusive.

Navigation and communication.

- BMW adapter cable for Apple iPhone/iPod.
- BMW adapter cable for micro-USB.
- BMW Motorrad dual USB charger with cable, 60 cm.
- BMW Motorrad dual USB charger with cable, 120 cm.
- Retrofit set – preparation for navigation unit.
- BMW Motorrad Navigator VI.
- Car kit for BMW Motorrad Navigator VI.

Safety.

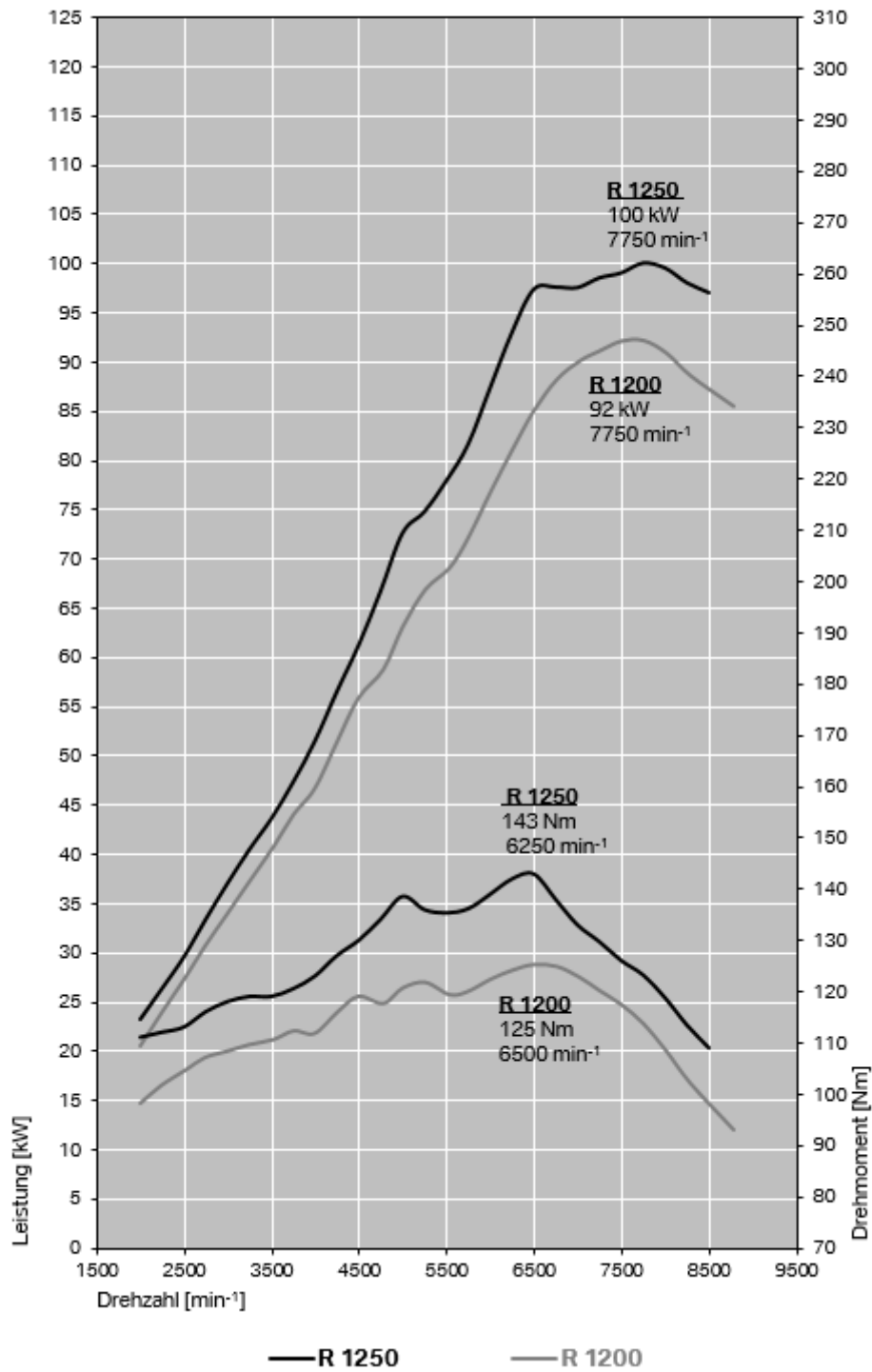
- Brake disc lock with alarm system.
- Retrofit set – alarm system.
- Protective foil for 6.5-inch TFT screen.
- Enduro aluminium engine protection bar.
- Enduro aluminium engine protection bar, black.
- First aid set, large.
- First aid set, small.
- Retrofit set – ABS Pro.
- Hand protector "Style", Light White.
- Radiator guard.
- LED additional headlight.
- Frame guard.
- Retrofit set – RDC tyre pressure control.
- Headlamp guard (ML: Q1/2019).
- Safety screw for oil filler neck.
- Safety screw for oil filler neck, black.
- Accessory set splash and some chip protection (ML: Q1/2019).
- Cylinder head cover protector.

Maintenance and technology

- BMW Motorrad battery charger.
- On-board toolkit – service set.
- Motorcycle carpet.
- Motorcycle cover.
- LED torch.
- Mini foot pump.
- Sport lift stand, front.
- Lift stand, rear.

- Multifunction tool.
- Breakdown assistance set – tubeless tyres.
- Tyre pressure travel set.
- Additional power socket.
- Motorcycle care set.
- Engine gloss spray, 300 ml.
- Rim cleaner, 500 ml.
- Gloss polish, 250 ml.
- Insect remover, 500 ml.
- Metal polish, 75 ml.
- Body + Bike shower gel, 250 ml.
- Motorcycle cleaner, 500 ml.
- Original BMW Engine Oil ADVANTEC Ultimate 5W-40, 1 l.
- Original BMW Engine Oil ADVANTEC Ultimate 5W-40, 500 ml.

7. Output and torque.



8. Technical specifications.

	R 1250 R	R 1250 RS	R 1250 GS Adv
Engine			
Capacity	cc		1,254
Bore/stroke	mm		102.5 x 76
Output	kW/hp		100/136
At engine speed	rpm		7,750
Torque	Nm		143
At engine speed	rpm		6,250
Type	Air/liquid-cooled 2-cylinder 4-stroke boxer engine with two overhead, spur gear driven camshafts , a counterbalance shaft and variable intake camshaft control system BMW ShiftCam		
Compression			12.5/1
Fuel			Premium unleaded 95 RON (option:
Valves per cylinder			4
Ø intake/outlet	mm		40/34
Ø Throttle valves	mm		52
Engine control			BMS-O
Emission control	Closed-loop three-way catalytic converter, exhaust standard EU-4		
Electrical system			
Generator	W		508
Battery	V/Ah		12/12
Headlamp		Halogen LED combination, (option: LED daytime riding light)	Full-LED (option: LED daytime riding light) Full-LED (option: LED daytime riding light)
Rear light			LED brake light/rear light
Starter	W		900
Power transmission			
Clutch	Wet clutch with anti-hopping function, hydraulically activated		
Transmission	Constant mesh 6-speed gearbox with helical gearing system		
Primary ratio			1.650
Transmission ratios	I		2.438
	II		1.714
	III.		1.296
	IV.		1.059
	V		0.943
	VI		0.848
Secondary drive			Shaft drive
Secondary ratio	2.818	2.818	2.910

		R 1250 R	R 1250 RS	R 1250 GS Adv
Suspension				
Frame construction type		Two-section frame concept consisting of main frame with bolt-on rear frame, load-bearing engine		
Front wheel control		Telescopic fork	Telescopic fork	BMW Motorrad Telelever, central spring strut Ø 37 mm
Rear wheel control		Cast aluminium single-sided swing arm with BMW Motorrad Paralever, WAD spring strut, continuously adjustable spring preload by means of hand wheel, rebound-stage damping adjustable by hand wheel (Option: Dynamic ESA Next Generation)		
Spring travel, front/rear	mm	140/140	140/140	210/220
Castor(unladen weight according to DIN)	mm	126.6	110.8	95.4
Wheelbase(unladen weight according to DIN)	mm	1515	1530	1,504
Steering head angle(unladen weight according to DIN)	°	62.3	62.3	65.1
Brakes	front	Twin disc brake, floating brake discs, diameter 320 mm, 4-piston radial brake callipers	Twin disc brake, floating brake discs, diameter 320 mm, 4-piston radial brake callipers	Twin disc brake, floating brake discs, 305 mm diameter 4-piston radial brake callipers
	rear	Single disc brake, diameter 276 mm, 2-piston floating caliper		
ABS		BMW Motorrad Integral ABS as standard (part integral), disengageable (option: ABS Pro)		
Wheels		Die-cast aluminium	Die-cast aluminium	Cross spoke
	front	3.50 x 17"	3.50 x 17"	3.00 x 19"
	rear	5.50 x 17"	5.50 x 17"	4.50 x 17"
Tyres	front	120/70 ZR 17	120/70 ZR 17	120/70 R 19
	rear	180/55 ZR 17	180/55 ZR 17	170/60 R 17
Dimensions and weights				
Total length	mm	2,165	2,202	2,270
Total width including mirrors	mm	880	925	952
Seat height	mm	820 (760 to 840 possible)		890/910 (820 to 910 possible)
Empty weight according to DIN, road-ready	kg	239	243	268
Permitted total weight	kg	460	460	485
Fuel tank capacity	l	18	18	30
Performance figures				
Fuel consumption (WMTC)	l/100 km			4.75
CO2	g/km			110
Acceleration 0-100 km/h	s	3.4	3.25	4.0
Top speed	km/h	>200	>200	>200